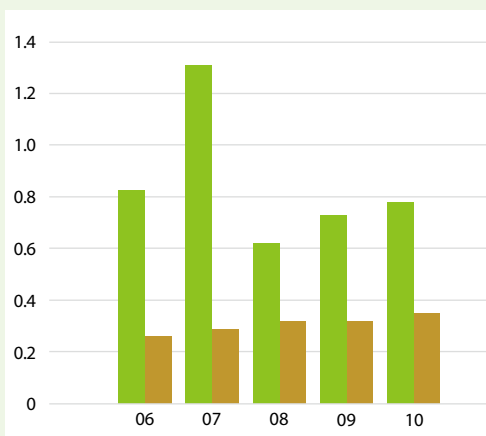


Five-Year Financial Statistics

Earnings and Dividends per Share

(HK\$)

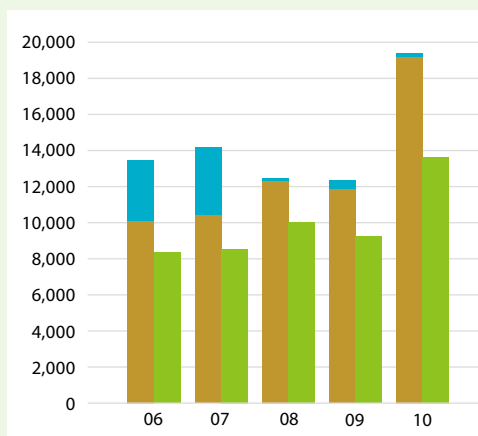


● Earnings per Share* ● Dividends per Share

* 2006 – 2009 figures have been restated for the adoption of HKAS 12 (amendment)

Revenue and Gas Sales

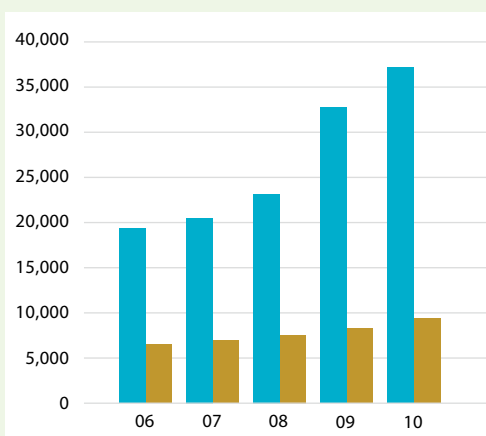
(HK\$ million)



● Revenue (Excluding Property Sales) ● Property Sales ● Gas Sales

Property, Plant, Equipment and Leasehold Land

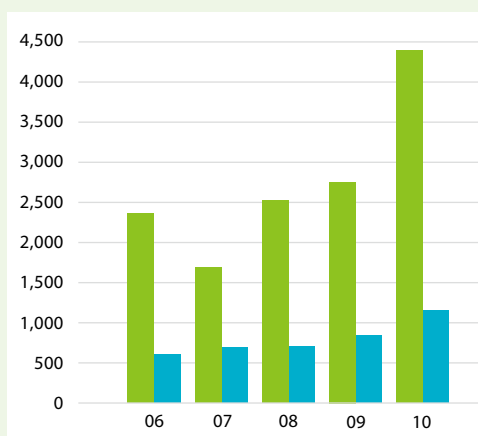
(HK\$ million)



● Property, Plant, Equipment and Leasehold Land ● Accumulated Depreciation and Amortisation

Capital Expenditures

(HK\$ million)



● Capital Expenditures ● Depreciation and Amortisation