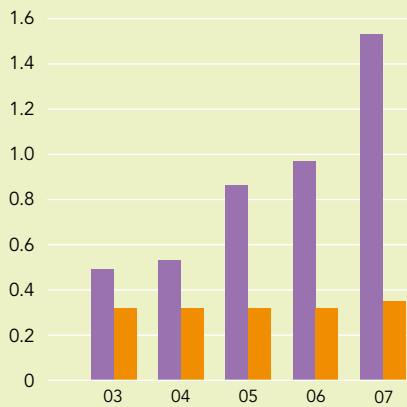


FIVE-YEAR FINANCIAL STATISTICS

Earnings and Dividends per Share

(HK\$)

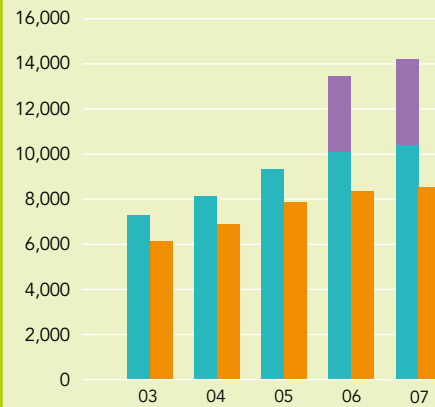


■ Earnings per Share* ■ Dividends per Share*

* Adjusted for the bonus issue in 2007

Revenue and Gas Sales

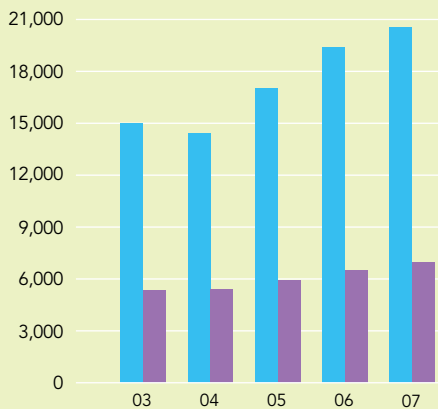
(HK\$ million)



■ Revenue (Excluding Property Sales)
■ Property Sales ■ Gas Sales

Property, Plant, Equipment and Leasehold Land

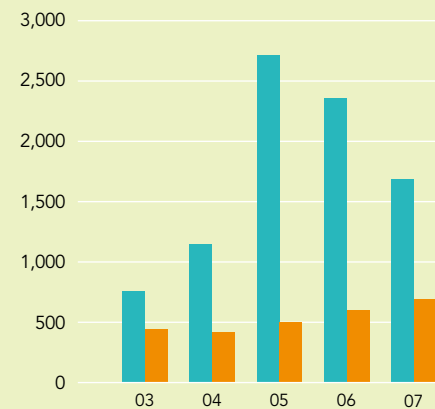
(HK\$ million)



■ Property, Plant, Equipment and Leasehold Land
■ Accumulated Depreciation and Amortisation

Capital Expenditures

(HK\$ million)



■ Capital Expenditures
■ Depreciation and Amortisation