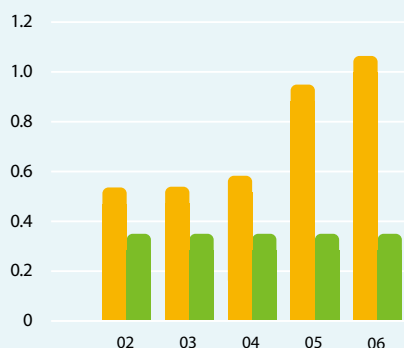


# Five-Year Financial Statistics

## Earnings and Dividends per Share

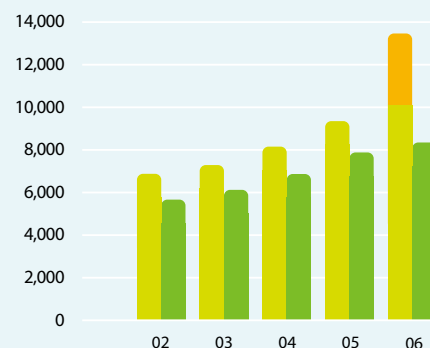
(HK\$)



■ Earnings per Share  
■ Dividends per Share

## Revenue and Gas Sales

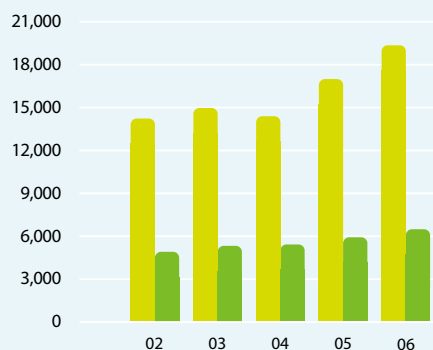
(HK\$ million)



■ Revenue (Excluding Property Sales)  
■ Property Sales  
■ Gas Sales

## Property, Plant, Equipment and Leasehold Land

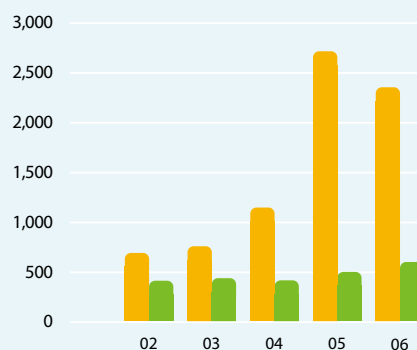
(HK\$ million)



■ Property, Plant, Equipment and Leasehold Land  
■ Accumulated Depreciation

## Capital Expenditures

(HK\$ million)



■ Capital Expenditures  
■ Depreciation and Amortisation