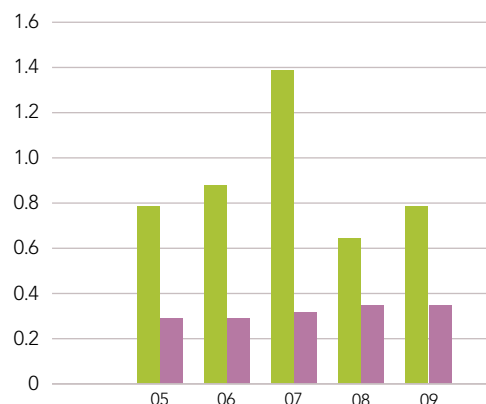


FIVE-YEAR FINANCIAL STATISTICS

Earnings and Dividends per Share

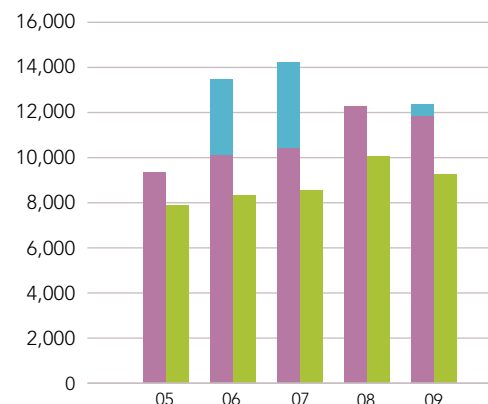
(HK\$)



■ Earnings per Share ■ Dividends per Share

Revenue and Gas Sales

(HK\$ million)



■ Revenue (Excluding Property Sales) ■ Property Sales ■ Gas Sales

Property, Plant, Equipment and Leasehold Land

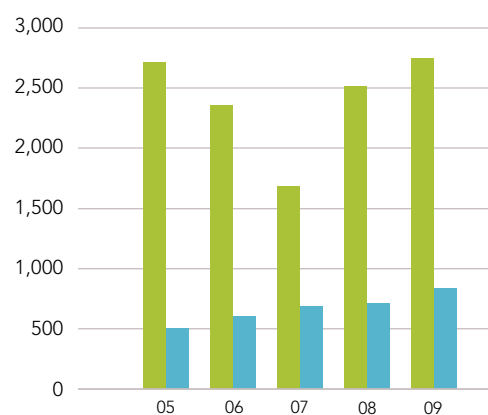
(HK\$ million)



■ Property, Plant, Equipment and Leasehold Land ■ Accumulated Depreciation and Amortisation

Capital Expenditures

(HK\$ million)



■ Capital Expenditures ■ Depreciation and Amortisation