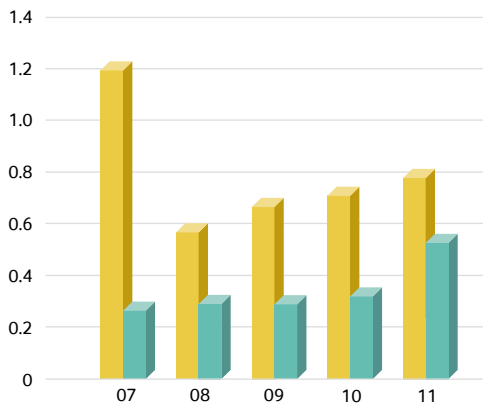


48 Five-Year Financial Statistics

Earnings and Dividends per Share

(HK\$)

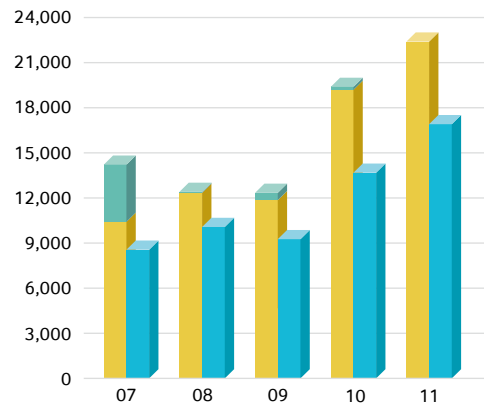


■ Earnings per Share ■ Dividends per Share *

* Year 2011 included a 150th Anniversary special dividend of HK 17.5 cents per share

Revenue and Gas Sales

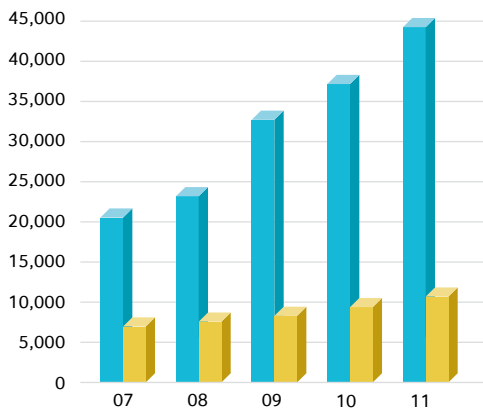
(HK\$ million)



■ Revenue (Excluding Property Sales) ■ Property Sales ■ Gas Sales

Property, Plant, Equipment and Leasehold Land

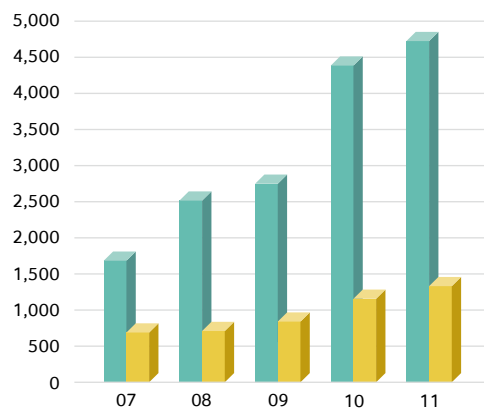
(HK\$ million)



■ Property, Plant, Equipment and Leasehold Land ■ Accumulated Depreciation and Amortisation

Capital Expenditures

(HK\$ million)



■ Capital Expenditures ■ Depreciation and Amortisation